

BEANSTACK – ELEMENTARY SCHOOL CHALLENGE

Beanstack Student Guide- How to Set Up Your Account and Log Reading

Student Guide

Welcome to Heifer's Read to Feed Beanstack website. Beanstack is a web-based reading challenge software and we've partnered with them to make it a little more fun to read for school or for yourself!

With this site, you can track your reading minutes, write book reviews, and participate in fun activities to earn digital streaks and badges!

How do I sign up?

Go to our Beanstack website: heifer.beanstack.org



✦ Fight hunger and poverty with Read to Feed.
For every 2,000 minutes read, a flock of chickens is unlocked- helping a family out of poverty!



Challenges



GFWC Epsilon Sigma Omicron Challenge 2024-2026

Jul 1, 2024 - Jun 30, 2026



Heifer's Read to Feed Secondary School Challenge 25-26

Jul 1, 2025 - Jun 30, 2026



Read with Hatch! Elementary School Challenge 25-26

Aug 1, 2025 - May 31, 2026



Read with Hatch! Elementary School Challenge 25-26

Aug 1, 2025 - May 31, 2026

Minutes

Days

Activities

Ages: 3 - 45


Description

Teachers, please contact us at Beanstack@heifer.org so we can set up your school and class prior to starting the challenge. Read with Hatch and see how many books you can read this year. And while you do, learn how Heifer and Read to Feed lifts families out of poverty around the world

[Sign In](#)

[Create an Account](#) ▼


“Register as an Individual or Family


Start Over

Have you previously used Beanstack to participate in a reading challenge?

Not sure? [Contact a library administrator](#) and they'll help locate your account.

Choose “No” to previously using Beanstack


Start Over

Who would you like to register?

For children under 13, please have an adult register a child.

What do I put in the sign up?

Register Your Child for Beanstack

Adult Information

First Name *

Last Name *

Email *

Confirm Email *

Password (at least 6 characters) *

Use a minimum of 6 characters

Confirm Password *

Use a minimum of 6 characters

Which is your primary library?

Please choose one



Reader's Information

What is your child's name? *

First Name *

Last Name *

How old is your child? *

-



Please select a teacher

Not Applicable



Next

Enter the information as follows:

- Reader's First Name
- Reader's Last Name
- Email
- Zip code
- Password – make sure this is easy to remember so you can log your reading information daily
- Year of Birth (drop down and choose your year of birth)
- Grade Level (drop down, choose your grade)
- School You Attend (your school should be listed)
- Teacher

Hit “Next”

If you are a teacher who wants to roster and record reading at one time, you will choose the following:
Register a Class or Group:

Register a Class or Group for Beanstack

Do you want to log reading and activities for this group all at the same time?

All at one time

Individually

This means...

- You intend to log the same reading and activities for the group all at once.
- The entire group will earn badges and incentives at the same time.

Group Information

Group Name *

Default Age *

Please choose an age



How many readers are you registering? *

Please choose the number of readers to add



Please select a teacher

Not Applicable



Your Information

First Name *

Last Name *

berit.kimrey@heifer.org

Email *

Confirm Email *

Password *

.....

Password Confirmation

Use a minimum of 6 characters

Which is your primary library?

- Select -



Register Group

This knowledgebase can help you make the decision:

[How to register a class or group from the reader view – Beanstack Help Center](#)


Register for Read with Hatch! Elementary Challenge 25-26 by selecting “Register”

Read with Hatch! Elementary School Challenge 25-26
Aug 1, 2025 - May 31, 2026

Register

Yay! You did it.

You should have unlocked a badge.



Hit Next.

Under “would you like to add another adult”- choose “No”

Would you like to add another adult?

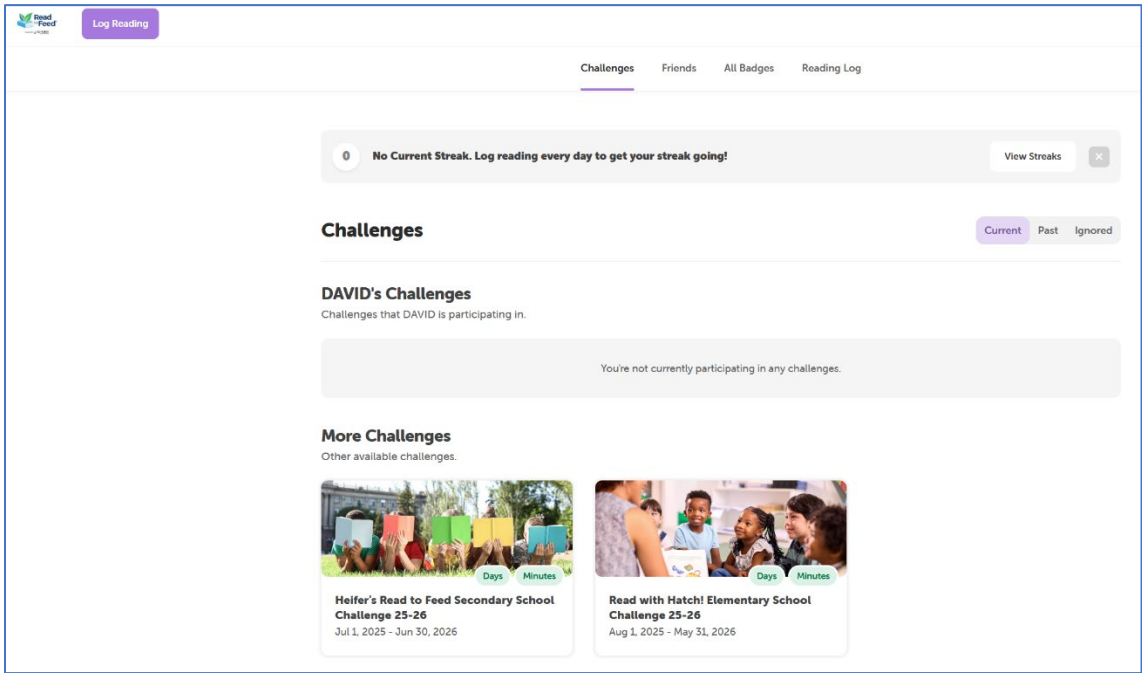
Under “would you like to add another child”- choose “No”

Would you like to add a child?

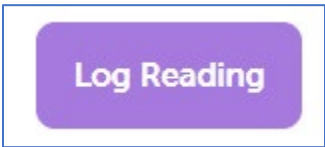
How to I log my reading?

When you log in, you will come to your homepage.

Now you’re reading to log in your reading. In the top left hand corner, there is a purple box that says “Log reading”.



Now you’re reading to log in your reading. In the top left hand corner, there is a yellow box that says “Log reading activities”.



You’ll want to click on that so you can log in your reading and begin a streak. You’ll see this screen next:

What do you want to log?



Start A Reading Timer

~~~~~ OR ~~~~~

**Log Minutes**



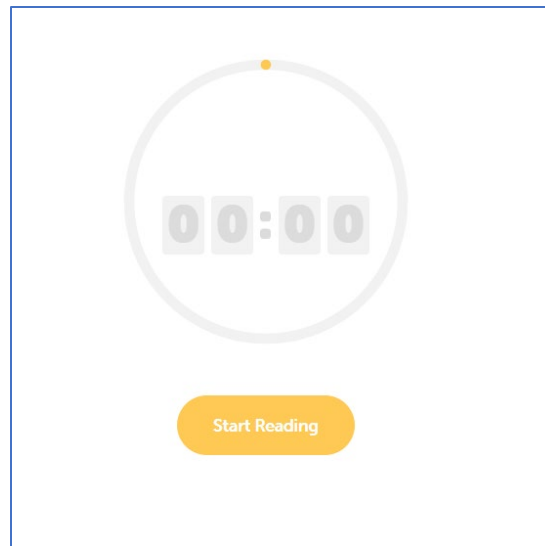
**Complete An Activity**



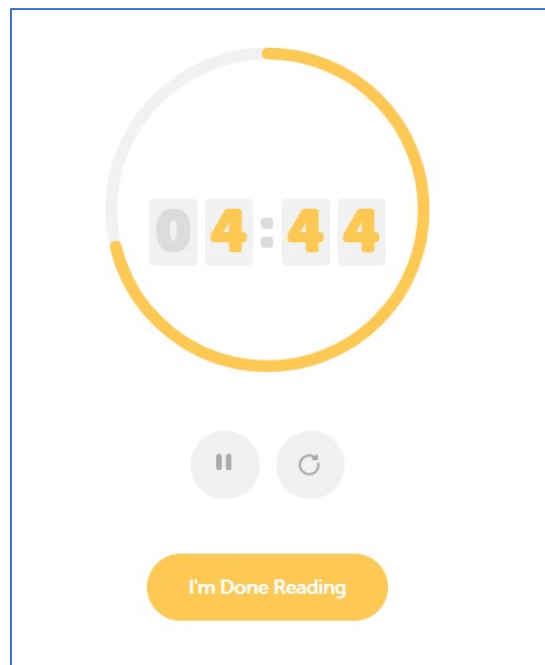
There are a couple of ways to log your reading. You can set a reading timer or you can log minutes. We'll talk about Completing an Activity in a moment.

### [Start a Reading Timer](#)

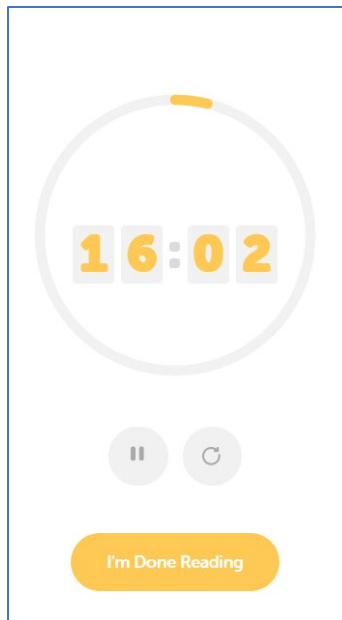
If you choose "Start a Reading Timer", it will take you to a screen that looks like this, which is a stopwatch.




Simply Click “Start Reading” and the timer will start. It’s important NOT TO LEAVE this screen, otherwise your timer will stop.



Once you have your time logged in and your done reading, simply hit “I’m Done Reading”



You'll see this screen where you select the day you read:



## Log Reading

---

Logging for PK PAUL

---

**Select a day.**  
Days that have minutes logged are marked with a dot.

February 2023

< >


| Sun | Mon | Tue | Wed | Thu | Fri | Sat |
|-----|-----|-----|-----|-----|-----|-----|
| •   | •   | •   | 1   | 2   | 3   | 4   |
| 5   | 6   | 7   | 8   | 9   | 10  | 11  |
| 12  | 13  | 14  | 15  | 16  | 17  | 18  |
| 19  | 20  | 21  | 22  | 23  | 24  | 25  |
| 26  | 27  | 28  | •   | •   | •   | •   |

And you can enter the Title or Author:

**Title**

**Author** Optional

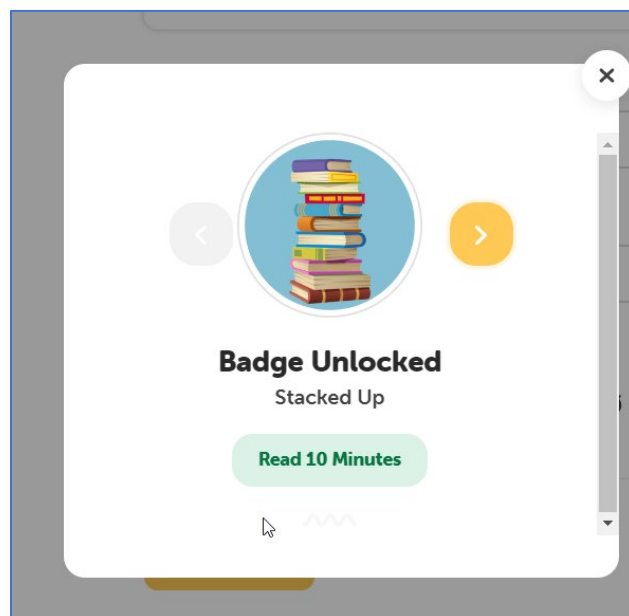
**Time Spent Reading**

0 hrs 16 min  **Start Timer**

---

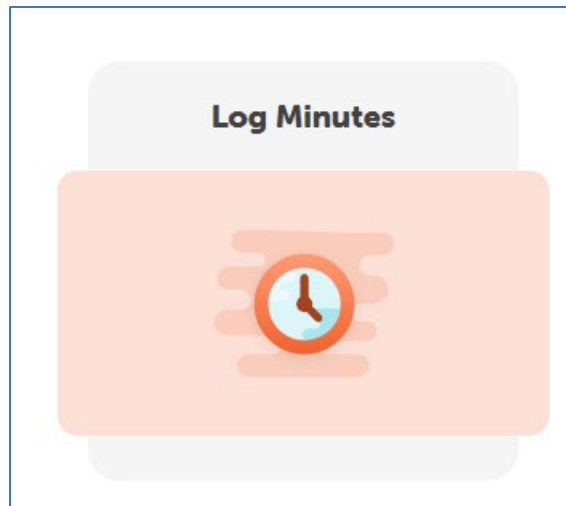
**Log Reading**

Once you hit “Log Reading”, you may earn a badge




Log Minutes:

To log minutes, simply choose the orange box:



And this screen will appear:



## Log Reading

Logging for **PK** PAUL

Select a day.  
Days that have minutes logged are marked with a dot.

**February 2023** < >

| Sun | Mon | Tue | Wed | Thu    | Fri | Sat |
|-----|-----|-----|-----|--------|-----|-----|
| •   | •   | •   | 1   | 2      | 3   | 4   |
| 5   | 6   | 7   | 8   | 9<br>• | 10  | 11  |
| 12  | 13  | 14  | 15  | 16     | 17  | 18  |
| 19  | 20  | 21  | 22  | 23     | 24  | 25  |
| 26  | 27  | 28  | •   | •      | •   | •   |

**Title**

**Author** Optional

**Time Spent Reading**

- the title of the book that you are reading
- date you read
- the time spent reading

Title

War of the Worlds

Author Optional

H G Wells


Time Spent Reading

0 hrs 30 min

Start Timer

Log Reading

If the book has been read before and logged into the Beanstack app, you'll see a picture by your "Log Reading"



## Log Reading

Logging for PK PAUL

Select a day.  
Days that have minutes logged are marked with a dot.

February 2023

<

>

| Sun | Mon | Tue | Wed | Thu | Fri | Sat |
|-----|-----|-----|-----|-----|-----|-----|
|     |     |     | 1   | 2   | 3   | 4   |
| 5   | 6   | 7   | 8   | 9   | 10  | 11  |
| 12  | 13  | 14  | 15  | 16  | 17  | 18  |
| 19  | 20  | 21  | 22  | 23  | 24  | 25  |
| 26  | 27  | 28  |     |     |     |     |

Title

War of the Worlds

Author Optional

H G Wells

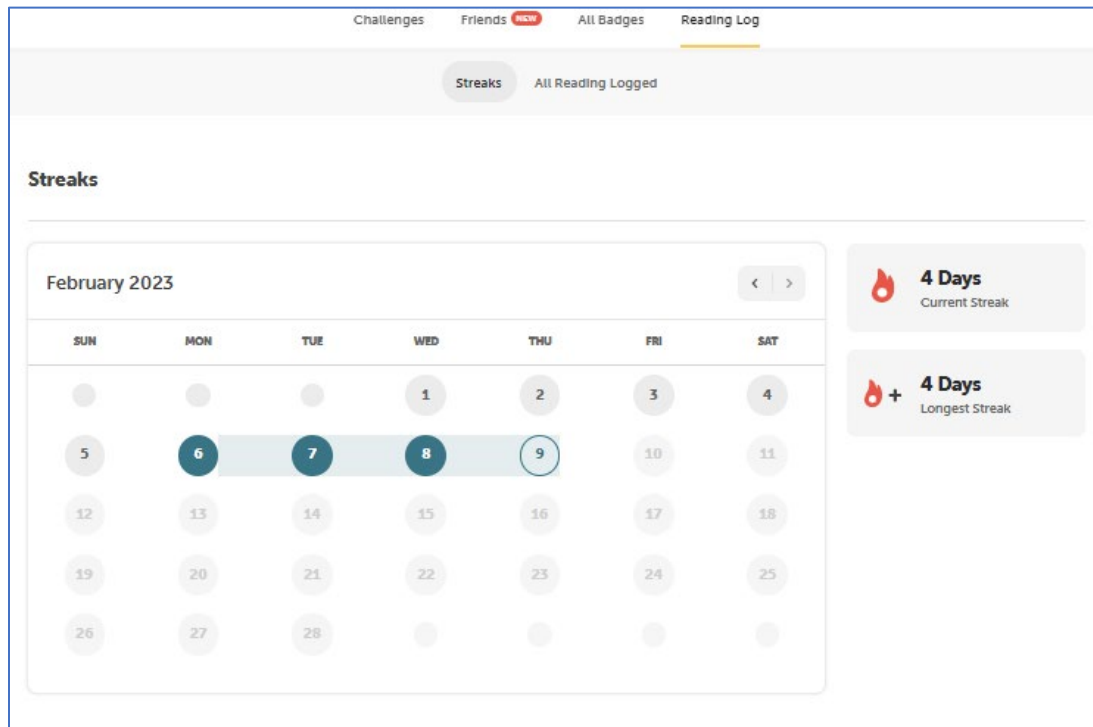
Once you've logged your reading, hit the small "X" in the upper right hand of your screen to return to your reading homepage.

## Digital Rewards

The best part about Heifer Beanstack site is the awards you can achieve simply by logging your reading. You can create streaks, earn badges and achievements by simply reading or doing simple activities.

### Streaks

A streak is when you log more than one day in a row. It works just like another popular phone app that records 'streaks' with your friends by sending them short messages/pics daily.




In the example above, "Paul" has read 4 days in a row so now he has a 'streak'. The goal is to read every day to keep your streak intact.

### All Reading Logged

Click on the tab that says "All Reading Logged" and you'll see a list of books that you've read along with the time you've read them.

## All Reading Logged

 Reading Time 

1h, 51m

---

### February 2023

---











War of the Worlds

If you click on the current book you're reading, you'll see cool stats like these:

War of the Worlds

H G Wells

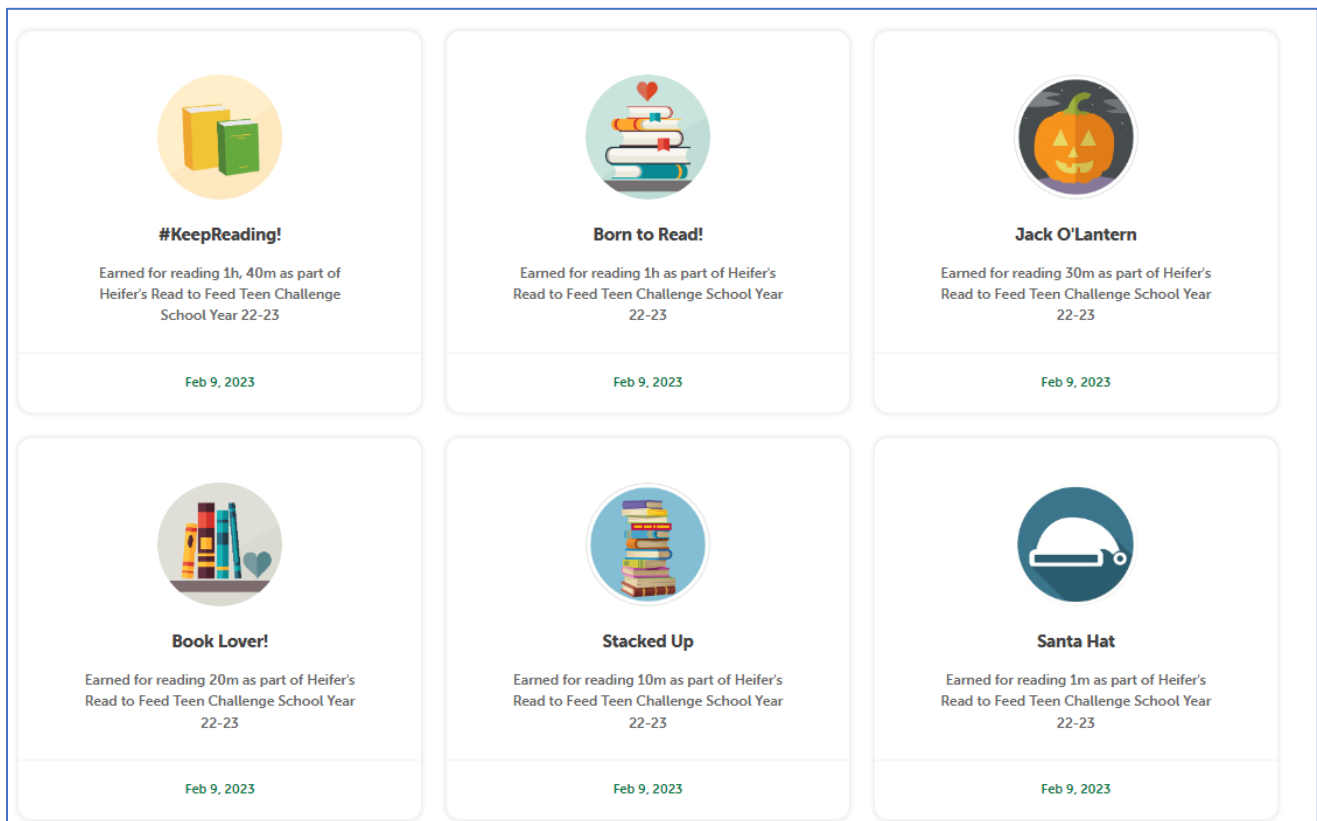
Logged Sessions • 6 Sessions

|                                     |                                                                                                                                                                             |
|-------------------------------------|-----------------------------------------------------------------------------------------------------------------------------------------------------------------------------|
| February 9, 2023<br>16 Minutes Read |   |
| February 9, 2023<br>30 Minutes Read |   |
| February 8, 2023<br>15 Minutes Read |   |
| February 7, 2023<br>15 Minutes Read |   |
| February 7, 2023<br>20 Minutes Read |   |

Badges



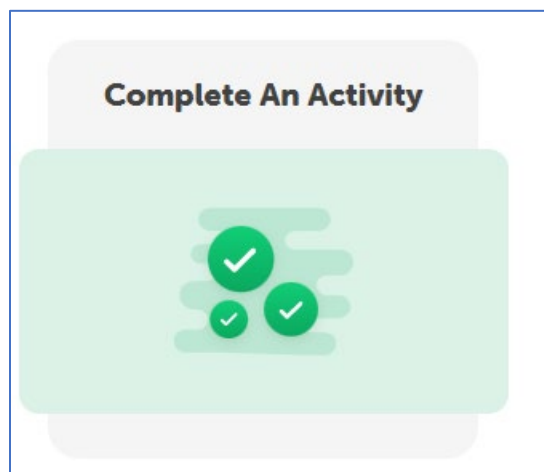
In addition to Streaks, you can earn Badges for your reading. Badges are little reading achievements you unlock while you read. Sometimes they're based on time spent reading or number of books. There's also surprise badges based on the day- like Valentine's Day would have a special badge.



### Complete an Activity


Activities are things you can do to earn extra badges by watching short, fun videos about Heifer International. Once you've completed them, they'll show up in your badge list just like your reading does. When you choose to complete an activity, you'll come to a list of them.

Choose the green box "Complete an Activity"




Next you'll get a list of Activity Badges you can earn. You'll notice that they're all greyed out- that's because you haven't done them yet. Choose an Activity

## Choose Activity Badge



**Facts About Farming**  
Share A Sheep

0/1 Activities Completed



**Heifer In The USA**  
Heifer USA

1/1 Activities Completed

Read the description and click the [blue link](#)



Share a Sheep

## Facts About Farming

0 / 1 Activities Completed

Farming is an age-old tradition that allowed ancient civilizations to thrive, but what exactly is farming? In many countries, small family farms are the main source of food, employment, and income — making their success critical for rural communities and the cities they feed. You can learn more about how farmers are creating a world free from hunger and poverty at Heifer.org.

### Activities

- ☐ Farming is an age-old tradition that allowed ancient civilizations to thrive, but what exactly is farming? In many countries, small family farms are the main source of food, employment, and income — making their success critical for rural communities and the cities they feed. You can learn more about how farmers are creating a world free from hunger and poverty at Heifer.org.

[Facts about Farming](#)



Watch a short video



Facts About Farming

When the video ends, close that box and you'll go back to your activity form.

Click the radio button to complete it.

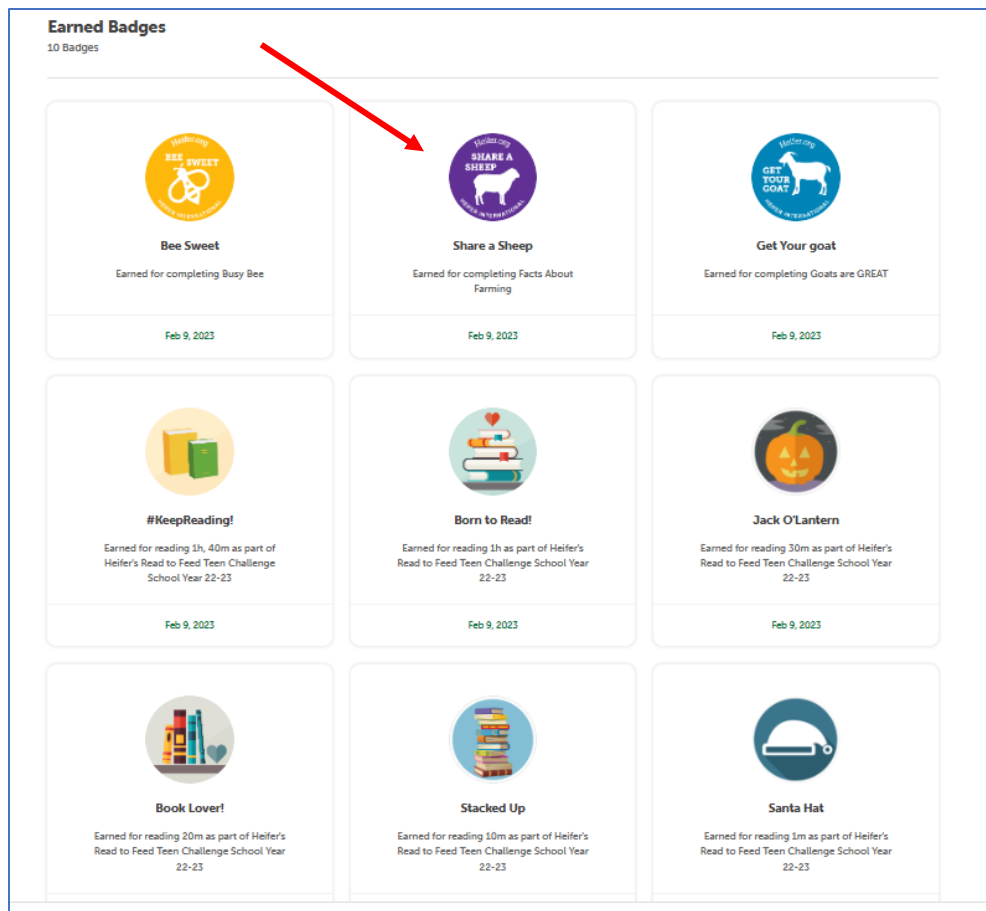
**Activities**

☒

Farming is an age-old tradition that allowed ancient civilizations to thrive, but what exactly is farming? In many countries, small family farms are the main source of food, employment, and income — making their success critical for rural communities and the cities they feed. You can learn more about how farmers are creating a world free from hunger and poverty at [Heifer.org](https://Heifer.org).

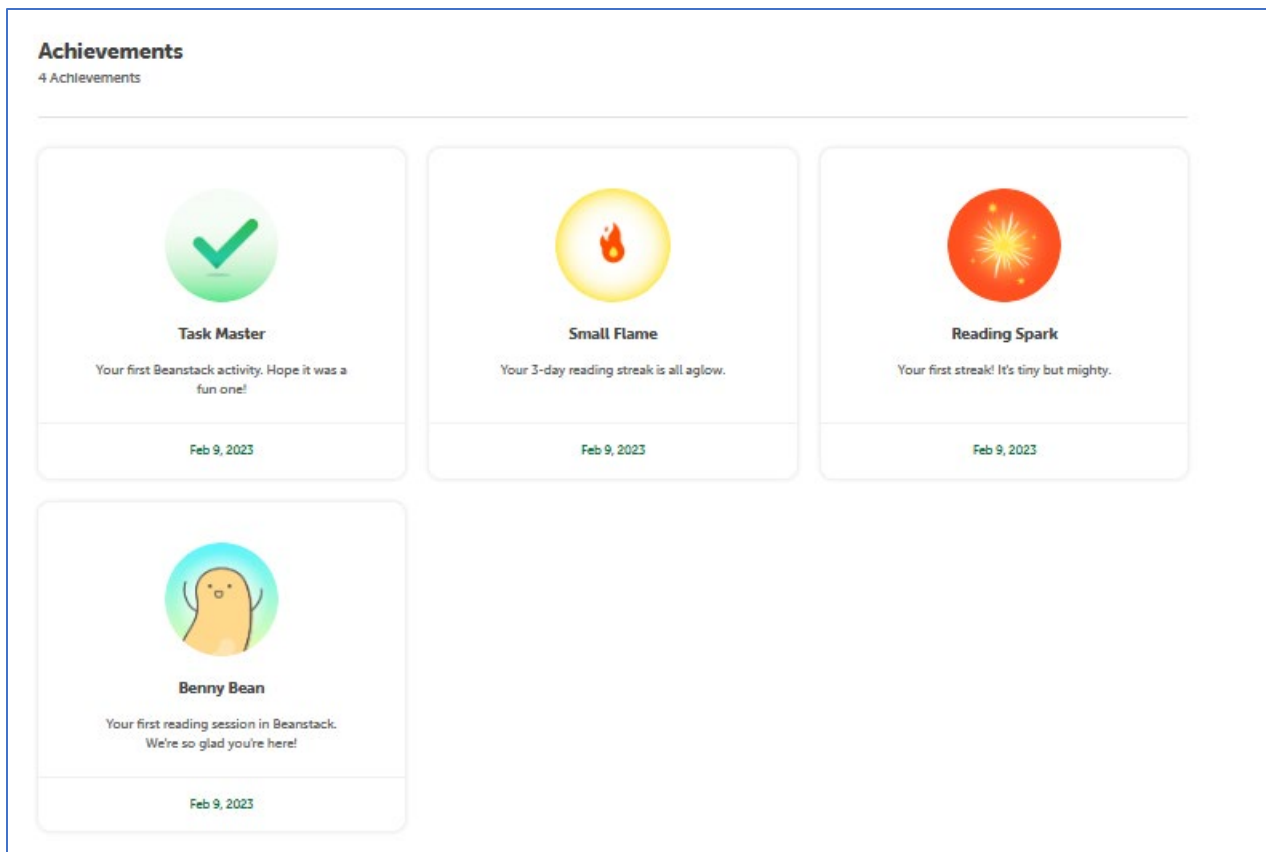
[Facts about Farming](#)

Now you'll see that the activity has been added to your "Earned Badges List"

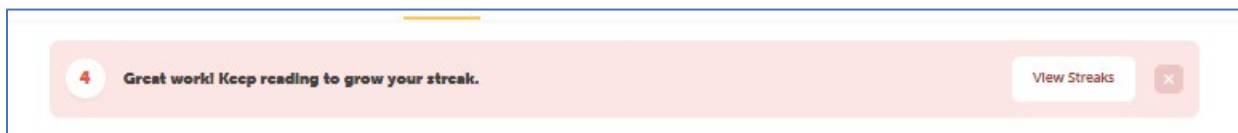


## Achievements

You can earn Achievements, which are like badges and awarded by the Beanstack website. As you can see here, its another set of digital awards based on your reading activities, your completion of books, your streak activity and other things.



When you first log into your site after a few days, you'll see messages that show your streaks or activities. Keep on reading- these will stack up over the time you spend reading.



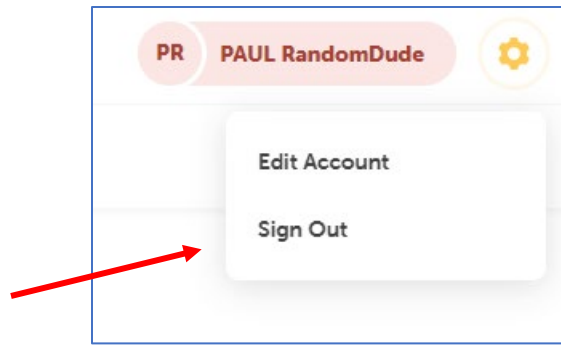
Your teacher will also be able to see your progress.

## Signing Out

Just as signing in is very important, its also important to sign out of your account daily when you're through tracking your reading. This keeps your account secure. It only takes a moment. In the top right-hand side of your screen, you'll see your name along with a tiny Grey gear:



Click on the gear and choose "sign out"



That's it! Congratulations on becoming a Heifer Beanstack Reader and joining our challenge.

Now it's time to start reading, earning badges, creating streaks and gaining achievements. Good luck!